









GOODYEAR® FULL-SIZE CARGO VAN TIRE APPLICATION GUIDE



Brand	Model	Trim	Tire Size	Wrangler Fortitude HT®	Wrangler® All-Terrain Adventure with Kevlar®	Additional Options Available	Endurance RSA ULT	Endurance RSD ULT	Endurance RSA UniCircle® Retread
CHEVROLET	 Express	G20, G30, G30CC, G30P	LT245/75R16	■	■	■	■	■	■
FORD	 E-Series	350	LT245/75R16	■	■	■	■	■	■
		350CC	LT225/75R16	■	■	■	■	■	■
	 Transit	150, 250, 350, CAR	235/65R16C	■					
		350CC	195/75R16C	■					
GMC	 Savana	250, 350	LT245/75R16	■	■	■	■	■	
MERCEDES-BENZ	 Sprinter	2500	LT245/75R16	■	■	■	■	■	■
		3500	LT215/85R16	■	■	■	■	■	■
NISSAN	 NV-Series	1500, 2500	LT245/70R17	■	■	■			
		3500	LT245/75R17	■	■	■			
DODGE RAM	 ProMaster	1500	225/75R16C	■					
		2500/3500	LT225/75R16	■	■	■	■	■	■
VOLKSWAGEN	 Crafter	BAS	LT225/75R16	■	■	■	■	■	■
							Non-Retreadable Options		Retread

NON-RETREADABLE OPTIONS



WRANGLER FORTITUDE HT®

FORTIFIED TO TACKLE THE DEMANDS OF YOUR DAY, EVERY DAY.

- **MOVE WITH CONFIDENCE** Stand up to the stress of heavy loads with reinforced construction.
- **TREAD QUIETLY** Enjoy a quiet and comfortable ride with an optimized tread design.
- **INVEST IN MORE UPTIME** Extend tread life with a durable tread compound.
- **REMAIN ON TRACK ALL YEAR LONG** Gain enhanced snow traction from full-depth sipes and biting edges.
- **STAY STEADY AND SECURE** Protect against hydroplaning with four deep tread aqua grooves.

WRANGLER® ALL-TERRAIN ADVENTURE WITH KEVLAR®

A VERSATILE TIRE WITH RUGGED STRENGTH FOR QUIET ON-ROAD DRIVING AND GOING OFF-ROAD AT A MOMENT'S NOTICE – FEATURING DUPONT™ KEVLAR® FIBER AND DURAWALL® TECHNOLOGY

- A LAYER OF DUPONT KEVLAR® offers rugged strength for confident off-road driving
- DURAWALL TECHNOLOGY helps resist sidewall cuts and punctures
- TRACTION RIDGES AND OPEN SHOULDER BLOCKS help clear mud and snow for versatile off-road traction
- BITING EDGES AND A RUBBER COMPOUND offer superior traction on wet and icy roads

RETREADABLE OPTIONS

ALL POSITION/STEER



ENDURANCE RSA ULT

ENHANCED TOUGHNESS AND MILEAGE FOR HIGHWAY AND LOCAL APPLICATIONS

- INNOVATIVE TREAD DESIGN WITH LATERAL SCRUB-RESISTANT TREAD COMPOUND helps provide long miles to removal while offering resistance to irregular wear
- DEEP ZIGZAG SIPES AND LATERAL GROOVES for all-season traction
- WIDE GROOVES TO EVACUATE WATER for enhanced wet performance
- REINFORCED SHOULDERS AND STEEL-STEEL CASING PACKAGE for toughness, extended casing life and retreadability
- Matching UniCircle® retread available

DRIVE



ENDURANCE RSD ULT

ENHANCED TOUGHNESS AND ALL-SEASON TRACTION ON LOCAL STREETS AND INTERSTATE HIGHWAYS

- NEW CAP BASE TREAD COMBINATION helps promote longer miles to removal and lower rolling resistance
- NEW SIDEWALL COMPOUND helps lower rolling resistance and promotes fuel efficiency
- STEEL BELT PACKAGE helps provide enhanced casing toughness and durability
- SHOULDER WEDGE developed to help stabilize belt package and improve longevity
- TREDLOCK® TECHNOLOGY helps to stabilize tread area for longer miles to removal and resistance to irregular wear